14 H11	$^{+0.110}_{0}$
14 B12	$^{+0.330}_{+0.150}$

THE POSITION OF THE YOKE WITH BOOT CAN BE CORRECTED
STELLUNG DES GABELKOPFES MIT FALTENBALG KANN KORRIGIERT WERDEN
LA POSITION DE LA CHAPE AVEC GAINE PEUT ETRE CORRIGEE
LA POSIZIONE DELLA FORCELLA CON PROTETTORE PIU ESSERE CORRETTA

TORQUE :
ANZUGSMOMENT :
COUPLE DE SERRAGE :
COPPIA DI SERRAGGIO: 10 $^{+2}_{0}$ Nm

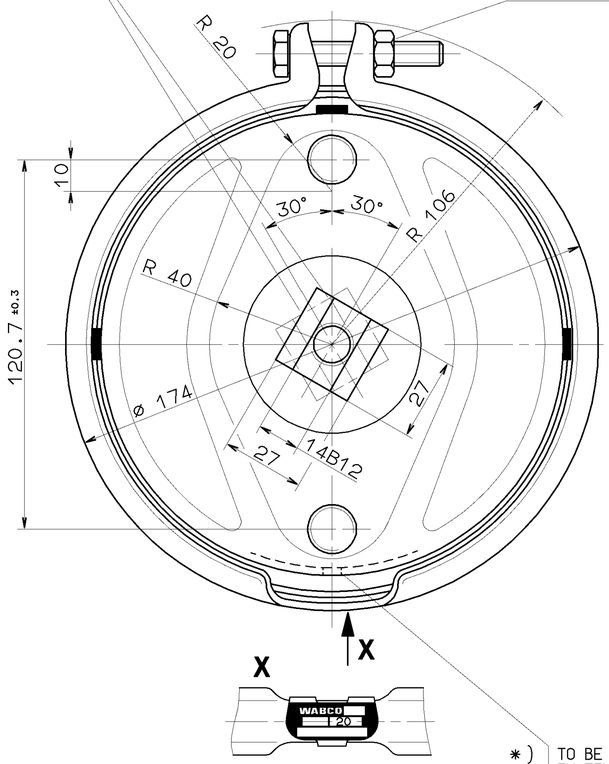

THEORETICAL SWIVEL POINT OF THE PUSH ROD
THEOR. SCHWENKPUNKT DER DRUCKSTANGE
CENTRE D'ARTICULATION THEORIQUE DE LA TIGE
CENTRO D'ARTICOLAZIONE TEORICO DELL ASTA

TORQUE :
ANZUGSMOMENT : 180 $^{+30}_{0}$ Nm
COUPLE DE SERRAGE :
COPPIA DI SERRAGGIO:

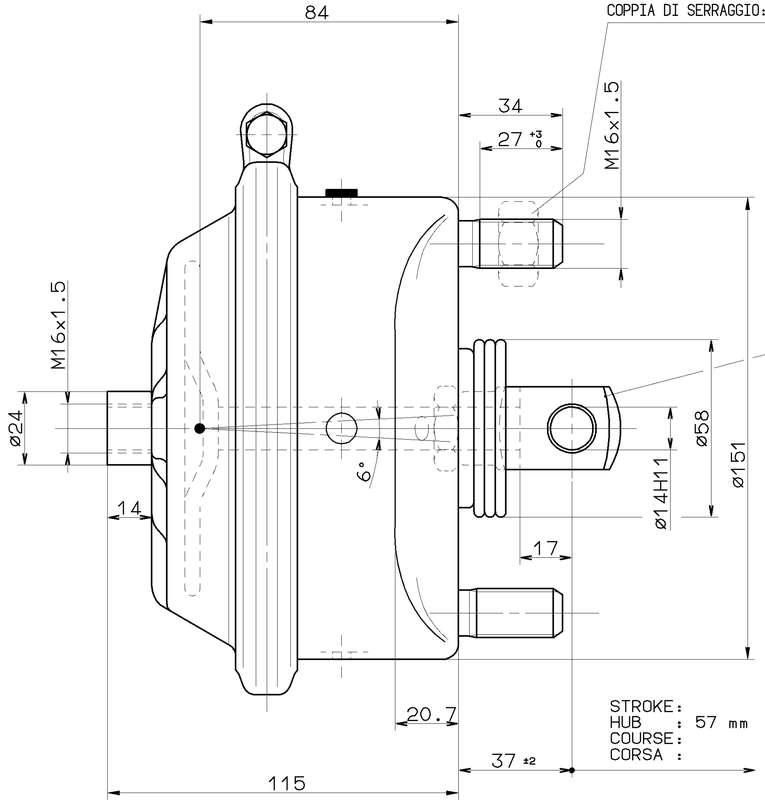

OUT OF PLANE
VERSETZT GEZEICHNET
AU DEHORS DU PLAN DE PROJECTION
AL DI FUORI DEL PIANO DI PROIEZIONE

STROKE:
HUB : 57 mm
COURSE:
CORSA :

FORCE OF RETURN SPRING :
RUECKSTELLKRAFT DER FEDER : 250 ±25 N
EFFORT DURESSORTDE RAPPEL :
FORZA DELLA MOLLA RITORNO :

INSTALLATION POSITION : OPTIONAL *
EINBAULAGE : BELIEBIG
POSITION D'INSTALLATION : A INDIFFERENTE
POSIZIONE DI MONTAGGIO : A SCELTA

THERMAL RANGE OF APPLICATION :
THERMISCHER ANWENDUNGSBEREICH : -40° C..+80° C
GAMME D'APPLICATION THERMIQUE :
CAMPO DI APPLICAZIONE TERMICA :

SERVICE PRESSURE :
BETRIEBSDRUCK : Pe= MAX. 10 bar
PRESSION DE SERVICE :
PRESSIONE DI ESERCIZIO :

MEDIUM : AIR
MEDIUM : LUFT
FLUIDE : AIR
FLUIDO : ARIA

*) TO BE INSTALLED WITH LOWER BREATHER HOLE
IM EINBAUZUSTAND UNTERE ATMUNGSBOHRUNG ±30°
A MONTER AVEC LE RENIFLARD INFERIEUR
INSTALLAZIONE : CON IL FORO DI SFIATO INFERIORE

TO BE INSTALLED WITH LOWER BREATHER HOLE OPEN
IM EINBAUZUSTAND UNTERE ATMUNGSBOHRUNG OFFEN
A MONTER AVEC LE RENIFLARD INFERIEUR OUVERT
INSTALLAZIONE : CON IL FORO DI SFIATO INFERIORE APERTO

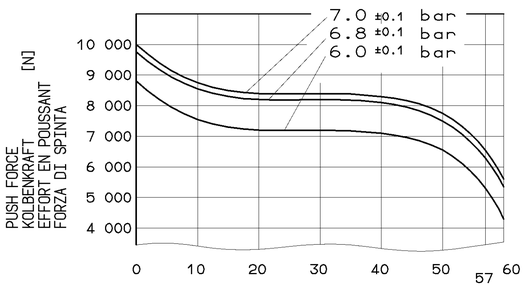

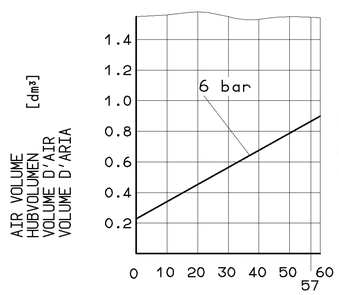

DEAD VOLUME AT
TOTVOLUMEN BEI 0 bar:=0.072 dm³
VOLUME MORT A
SPAZIO NOCIVO A

GENERAL SPECIFICATION: JED-334					
FURTHER TECHNICAL DATA:					
DOC. CODE:		SHEET:	TO		
GENERAL TOLERANCES					
CLASS 1)	RANGE OF NOMINAL DIMENSIONS (± mm) ≤50	> 50 ≤180	>180 ≤400	>400	
FINE	0,5	1,0	1,5	2,0	
MEDIUM X	1,0	2,0	3,0	4,0	± 3°
COARSE	2,0	3,5	5,0	6,5	
TAPPED HOLES ACC. ISO 4039 / JED-152					
1) TOLERANCE CLASS APPLIED CROSSMARKED					

DCN-NO.	REV.	DATE
052266	E	93-02-17

100mm

CADAM-DRAWING COPYRIGHT		WABCO
DATE	SIGNATURE	
DRAWN: 93-02-17	MUELLER	BRAKE CHAMBER MEMBRANZYLINDER TYPE 20 VASE A DIAPHRAGME BRAKE CHAMBER
CHECKED: 92-03-18	RISCHER	
STANDARDIZATION: 93-02-18	PANTZER	
MASS 2.8 KG	SCALE 1:1	PRODUCT IDENTIFICATION NO. 423 105 199 0
DOC. CODE 605	SHEET 1/1	
SIZE A 1	T.R.I. 140	SHAPE CODE
REPLACEMENT FOR 423 105 199 0 DE 86-04-11		
EXPERT CODE 7 2 3		PRODUCT TYPE 0 0 X

TOUTE COMMUNICATION OU REPRODUCTION DE CE DOCUMENT, TOUTE EXPLOITATION OU COMMUNICATION DE SON CONTENU NON E FORNISSEO CONSERVARE A TERZI O RIPRODURRE QUESTO DOCUMENTO, NE UTILIZZARE IL CONTENUTO O RISERVATO SONT INTERDITES SAUF AUTORISATION EXPRESSE. TOUTES COPIES SUPPLEMENTAIRES DOIVENT ETRE AUTORISEES PAR ECRIT. ANDERE ALS DER VERTRAGLICHEN ZWECKE DARF OHNE SCHRIFTLICHE ERLAUBNIS WEDER VERVIELFÄLTIGT NOCH DRITTEN ZUGÄNGLICH GEMACHT WERDEN. ZUSÄTZLICHE KOPIEN BEDÜRFEN DER SCHRIFTLICHEN ZUSTIMMUNG. NEGATIVES, DARF NIEMAND ANDERE ZUGÄNGLICH GEMACHT WERDEN. ZUSÄTZLICHE KOPIEN BEDÜRFEN DER SCHRIFTLICHEN ZUSTIMMUNG. ALL RIGHTS ARE RESERVED. NO PART OF THIS DOCUMENT MAY BE REPRODUCED OR DISTRIBUTED OR COMMUNICATED IN ANY FORM WITHOUT PRIOR WRITTEN CONSENT. ALL RIGHTS ARE RESERVED. NO PART OF THIS DOCUMENT MAY BE REPRODUCED OR DISTRIBUTED OR COMMUNICATED IN ANY FORM WITHOUT PRIOR WRITTEN CONSENT.